

Scale

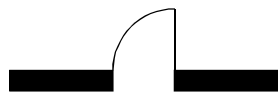


Compass

Walls



Doors



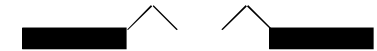
Single door



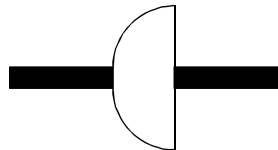
Double door



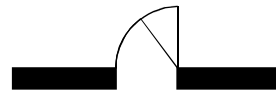
Sliding door



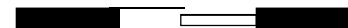
Bi-fold door




Double swing door



Dutch door (split in the middle)




Pocket door




Double pocket door door

Windows

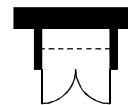


Single casement window



Double casement window

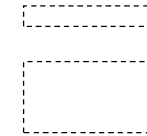
Miscellaneous



Built in with rail



Fireplace



Ceiling details



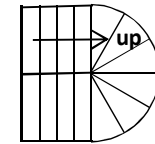
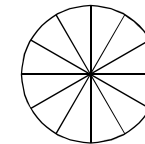
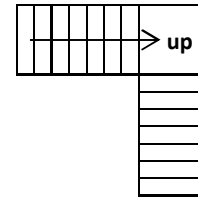
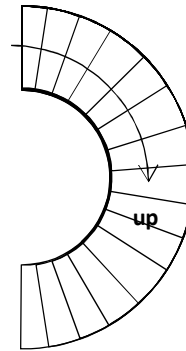
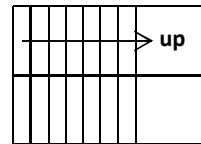
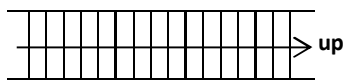
Columns




Floor height indicator



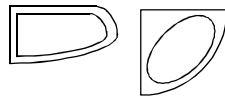
Stairs



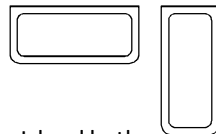
Bathroom



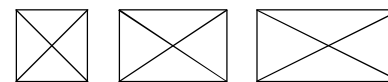
Standard bath



Corner baths



Island baths



Showers



Built in vanities



Pedestal basin



Free-standing basin



Corner basin



Toilet



Bidet

Hot Water



Hot water heater



Hot water tank

Floor Plan Symbols

One centimetre to the metre (1cm=1m) (1:100)

Kitchen



Sinks – single and double - greyed out area is draining board



Stove tops and oven



Refrigerator




Dishwasher



Washer and Dryer



Counter-top with storage above
Standard counter-tops are 60cm deep. Standard top cupboard storage is 30 m deep.



Kitchen island
120cm by 180cm
2 appliances deep by
3 appliances wide



Kitchen island
60cm by 120cm
1 appliance deep by
2 appliances wide

Kitchen islands need to be at least 120cm between the counter and the kitchen island if there are appliances or cupboards that open in both the counter and the island.

If you have a table in the kitchen bear in mind the door swings of cupboards and/or appliances when taking into account the clearance required for a table and chairs.


Dining

Diameter	Seating
75cm	2-3
100cm	3-4
125cm	4-6
150cm	7-8
200cm	9-10
250cm	10-14

Side	Seating
100cm	4
125cm	4-8
150cm	8-12

Width	Length	Seating
100cm	150cm	4-6
100cm	200cm	6-8
150cm	250cm	8-10
150cm	300cm	10-12

Remember to leave at least 75cm between the edge of the table and a wall to allow people to take their seats. It will still be very tight if people get up in the middle of the meal. If possible a distance of 120cm would be best. If there is a rug under the table it should be at least 75cm larger than the table on each side.




Various side board sizes




Living



Large chair
100 x 100cm



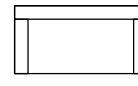
Large love seat
100 x 175cm



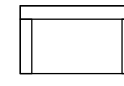
Large 3 seat sofa
100 x 225cm



Side tables with lamps



Standard 3 seat sofa
90 x 175cm



Standard love seat
90 x 150cm

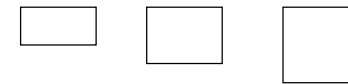


Standard chair
90 x 90cm


There are no standard sizes of seating or coffee tables so I've included a large set and a smaller 'standard' set.

Leave at least 45cm clearance between a sofa or chair and a coffee table. If you need room for someone to walk in between the seating and the coffee table, leave at least 75cm.

The maximum distance between two seats for people to hold a conversation comfortably is around 250cm.

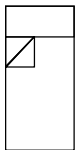


Various coffee table or foot stool sizes

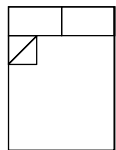


Various sofa table sizes

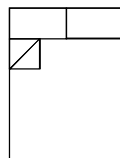
Bedroom



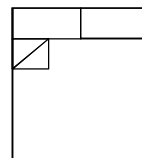
Single
91 x 190cm



Double
140 x 190cm



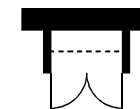
Queen
150 x 200cm



King
180 x 200cm



Side table with lamp



Built-in with rail

Standard closets are 60cm deep with the rail at 30cm from the wall.